

Feb 15th & 16th, 2024

HVS | ANAROCK | 2024 HOPE HOSPITALITY OVERVIEW PRESENTATION & EXCHANGE

INDIA'S MOST EXCLUSIVE HOSPITALITY SUMMIT

AT THE LEISURE CAPITAL

GOA INDIA

Stay tuned to our YouTube channel to watch the highlights of HOPE 2024!

Hotel Sector

Key Stats (India Average)

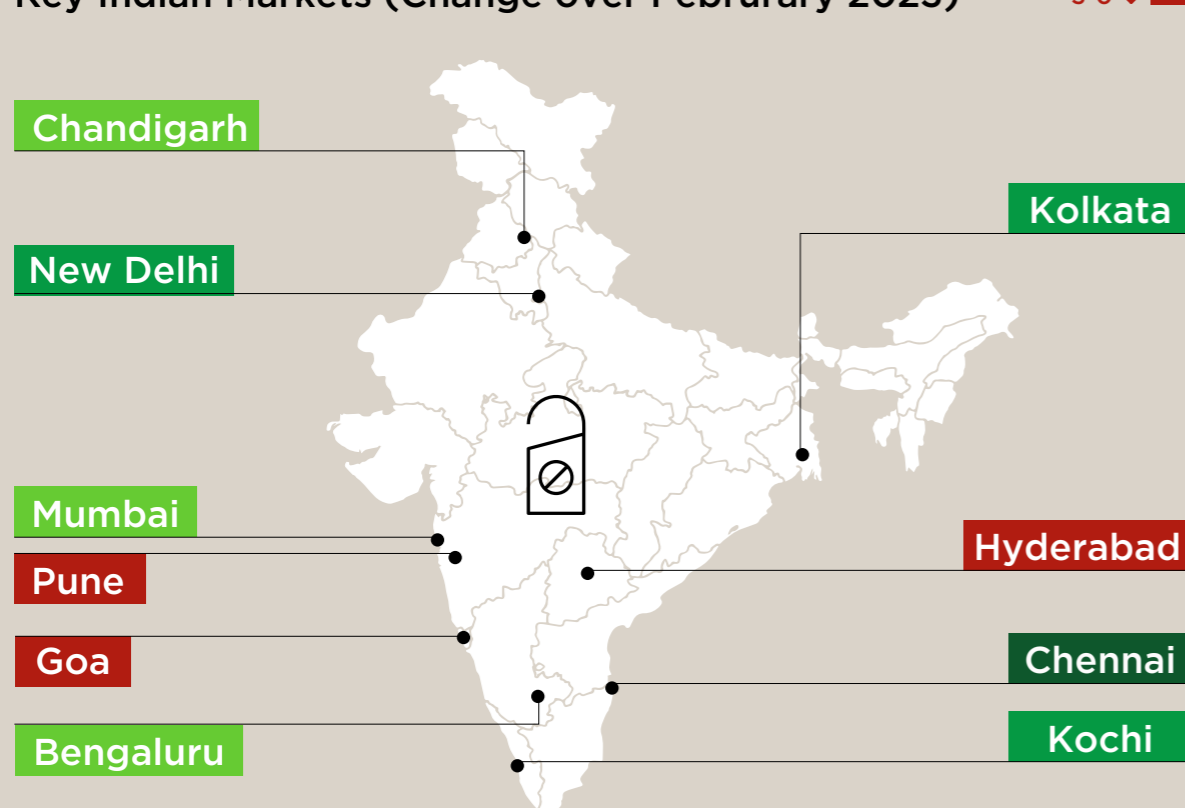
	FEB 2024	FEB 2019	FEB 2023	JAN 2024
ADR	₹ 8,800 - ₹ 9,000	↑ 29-31%	↑ 7-9%	↑ 5-7%
Occupancy	72-74%	↓ 2-4pp	↑ 1-3 pp	↑ 5-7 pp
RevPAR	₹ 6,336 - ₹ 6,660	↑ 24-26%	↑ 9-11%	↑ 15-17%

Change over (Pre-COVID) | Change over (Post COVID-19)



Occupancy Change¹

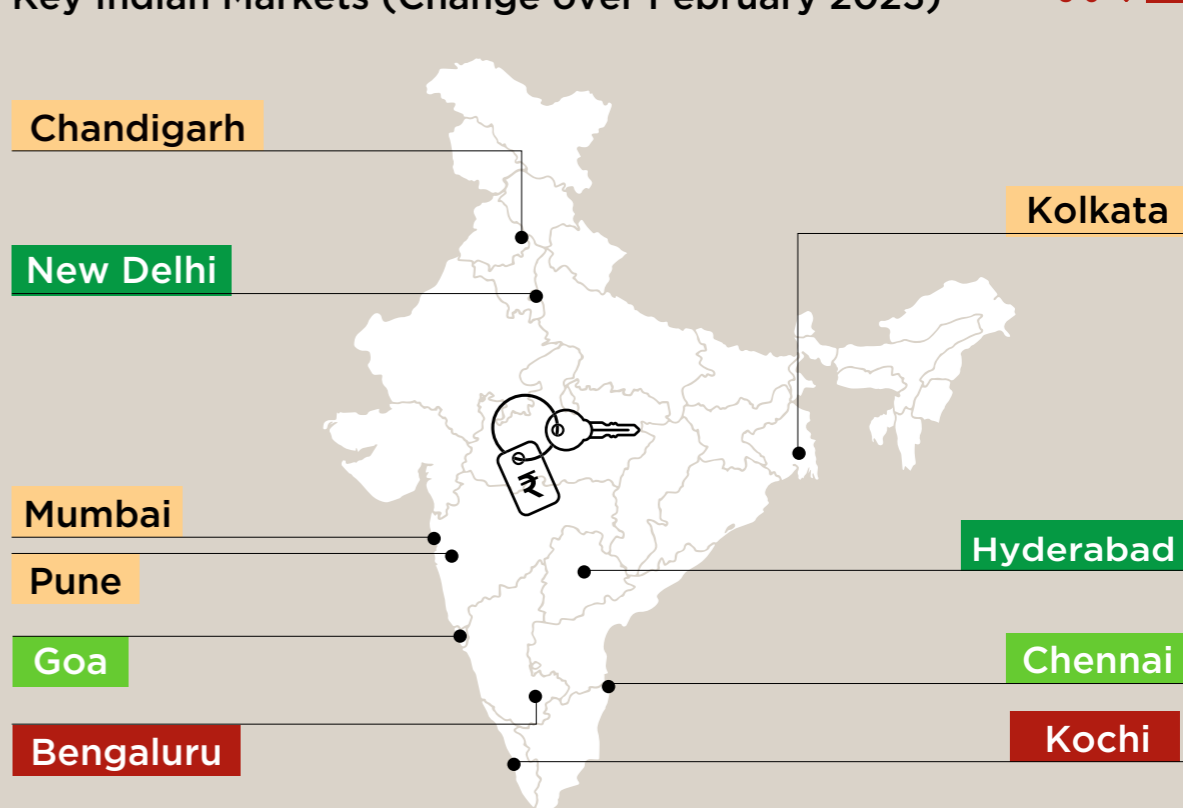
Key Indian Markets (Change over February 2023)



¹ Occupancy change in percentage points (pp)

ADR Change²

Key Indian Markets (Change over February 2023)

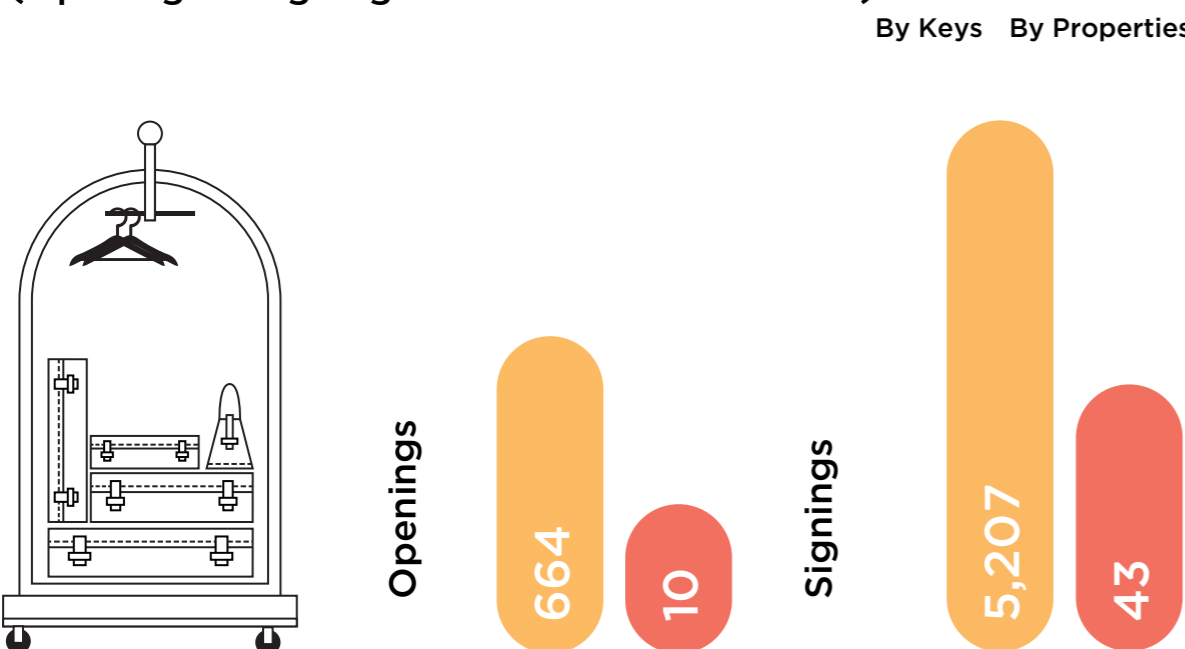


² ADR change in percentage (%)

Source: HVS Research

Branded Hotels

(Openings & Signings Year-to-Date Feb 2024)



Source: HVS Research; Data collated by HVS from 14 hotel operators and media reports as of 21st March 2024

Key Highlights

(February 2024)

- India's domestic air passenger traffic grew by nearly 5% year-on-year in February 2024.
- Nationwide hotel occupancy rate is nearing pre-pandemic levels, with key markets like Delhi, Mumbai, and Chennai reporting occupancy rates of more than 80% during the month.
- There was a notable year-on-year spike in average hotel rates across the country in February 2024, particularly in Delhi and Hyderabad, where rates grew by 17-18%.
- Reflecting the industry's optimism, key hotel stocks have seen substantial growth, with their prices soaring by 50-160% year-on-year.

Source: HVS Research

HVS Monday Musings



- 07 Jan 2024** Roaring Success and Silent Struggles: The Dynamics of Wildlife Tourism in India [READ MORE >](#)
- 17 Dec 2023** Indian Hospitality Sector - 2023 in Review [READ MORE >](#)
- 03 Dec 2023** India's Growing Wedding Market Grandeur [READ MORE >](#)
- 19 Nov 2023** Embracing Contactless Check-in with DigiStay in the Indian Hotel Sector [READ MORE >](#)

HVS in the News

- 04 Mar 2024** Taking the right turn [READ MORE >](#)
- 27 Feb 2024** Hope 2024: A Landmark Event in the Hospitality Industry [READ MORE >](#)
- 21 Feb 2024** Travel and Tourism Industry Going to Create 19.4M Jobs in India: WTTC [READ MORE >](#)
- 21 Feb 2024** HOPE 2024 - a resounding success with more than 500 delegates from the hospitality and travel industry present [READ MORE >](#)

HVS Research

Recent publications

- Feb 2024** *hopeful* - An HVS ANAROCK HOPE 2024 special edition [DOWNLOAD NOW ↓](#)
- Apr 2023** HVS ANAROCK India Hospitality Industry Overview 2022 [DOWNLOAD NOW ↓](#)
- Mar 2023** Sustainability in the Hospitality Industry [DOWNLOAD NOW ↓](#)



Share Price Movement

Company	Market Cap (₹ Cr)	Previous Close (₹)	52-week High (₹)	52-week Low (₹)
IHCL	83,897.10	587.2	602.7	302.3
EIH	25,408.55	403.5	485.4	150.4
Chalet Hotels	16,386.55	810.4	890.7	354.2
Lemon Tree Hotels	11,186.52	139.7	147.2	72.8
Mahindra Holidays & Resorts	8,284.77	416.1	469.8	256.4
SAMHI Hotels Ltd	4,832.75	216.5	237.8	127.4
Royal Orchid Hotels	1,094.54	395.3	448.1	224.9

Source: BSE Website; Share movements data as on 1st March 2024

Source: BSE

What We Offer

CONSULTING & VALUATION

TRANSACTION ADVISORY

ASSET MANAGEMENT

EXECUTIVE SEARCH

To know more, connect with us



Mandeep S. Lamba
President & CEO (South Asia)
mlamba@hvs.com
+91 98113 06161



Ajay Mehtani
President - Asset Management (South Asia)
amehtani@hvs.com
+91 98110 54921



Akash Datta
President - Consulting & Valuation (South Asia)
adatta@hvs.com
+91 98995 17404